

## How to record answers on Seesaw activities

Seesaw provides a selection of options for children to record their work.

Once you click on add a response to the activity, it will appear in a new box. It can be much easier if you make the document larger to record on:

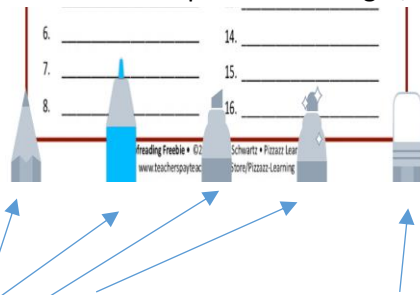


Click on the magnifier and then a separate box will open. By clicking on the + the document will enlarge and by clicking on the – it will reduce. You can also move the 'lit' box around the text to move the part of the document that is visible.



The children can then record their answer:

1. Write over the top with their finger/stylus.

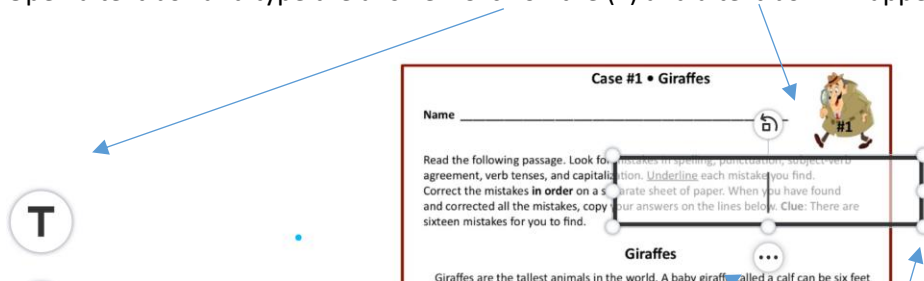


Selection of writing tools

eraser

The children can click on the colour they wish to use on the right hand side colour pallet.

2. Open a text box and type the answer. Click on the (T) and a text box will appear

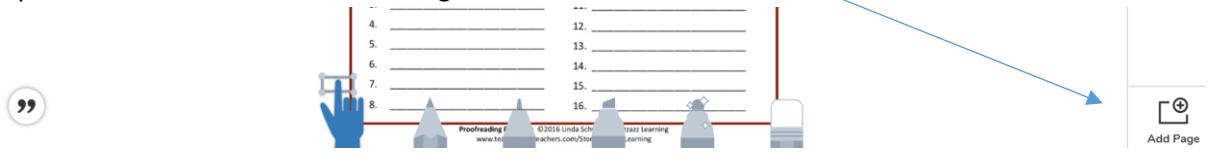


The colour of the text can be changed by highlighting it and choosing a colour (similar to word).

The size of the text box can be changed by moving the dots (similar to word).

The font, position of text and colour can all be changed using the options after clicking on the three little dots in a circle. Boxes can also be duplicated, locked in place or deleted this way.

3. Children can create a new page to record their answers using the two steps above. This option can be found in the bottom right hand corner.



4. Children can record their answers using the microphone option. They press start recording and speak into the microphone. They get the option to listen to the recording and tick or re-record if they want to.



5. The children can choose to record their work on their own paper or as a document on the computer. When this is done, they can click on the camera to take a picture of their work or upload a file.



Once the children have decided how to record their answers and have completed them, they just need to click the green tick to send their work to their teacher.

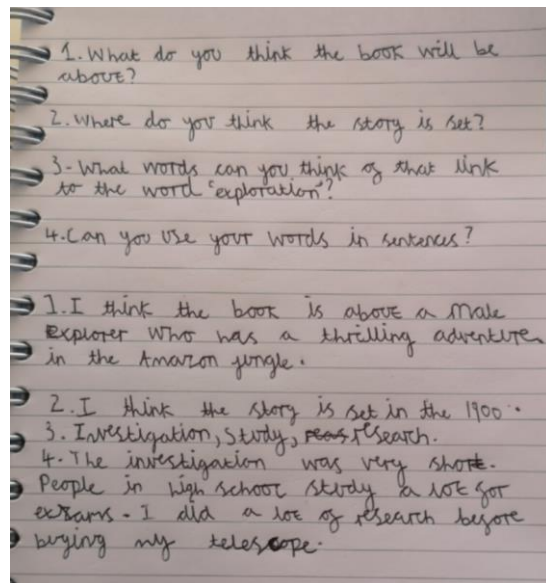
Below are some examples of how children have used these tools to record their answers so far:

**Giraffes**

Giraffes are the tallest animals in the world. A baby giraffe called a calf can be six feet tall at **birth**. They can walk within thirty **minute** of being born and can run after about ten hours. Although giraffes look awkward because of **there** size they can run about thirty miles per hour. A **giraffes'** tongue is very dark and can be 18-20 **inchs** long. The giraffe has a very large heart. It can **wiegh** up to 24 pounds and be **too** feet long. The giraffe **need** a large heart to pump blood all the way up to **its'** long neck. A giraffe **defend** itself from predators by kicking. Did you know that older giraffes **has** darker spots than young giraffes.


---

Corrections	Number correct
1. <u>Comma</u>	9. <u>Comma it</u>
2. <u>Comma</u>	10. <u>Wleigh</u>
3. <u>birth</u>	11. <u>two</u>
4. <u>minutes</u>	12. <u>Needs</u>
5. <u>Fullstop</u>	13. <u>its</u>
6. <u>their</u>	14. <u>depends</u>
7. <u>giraffe's</u>	15. <u>have</u>
8. <u>inches</u>	16. <u>question mark</u>



This is the front cover of our new book. Can you answer the questions and add an explanation?

1. What do you think the book will be about?
2. Where do you think the story is set?
3. What words can you think of that link to the word 'exploration'?
4. Can you use your words in sentences?



1. I think the book is about some explorers whose plane crashes in the Amazon rainforest. They meet a person whose plane crashed along time ago and have to live in a jungle. Then a year later they make a raft to get onto a river and sail away on it for a long time.

2. I think it is set in a rainforest or a jungle probably the Amazon.

Adventure time has come time to explore and have fun.  
I'm so excited we're going on a family walk.  
I hope to see beautiful views and wildlife.  
Today were going on a fun day out.  
we have packed a picnic full of scrumptious food  
My legs are starting to ache.

Adventure, fun, day out, family walk, picnic, wildlife, birds, wilderness, mountain, ache, friends.

### Decimals as fractions (1)

**1** The hundred square represents 1 whole.

a) What fraction is represented by the shaded squares?  $\frac{5}{100}$

b) Convert the fraction to a decimal.  $0.005$

**2** Colour the grid to represent the fraction and the decimal.

a)  $\frac{7}{100}$

b) 0.17

**3** What fractions and decimals do the counters represent?

a)  $\frac{4}{400}$  decimal =  $0.004$

b)  $\frac{6}{600}$  decimal =  $0.006$

c)  $\frac{7}{70}$  decimal =  $0.07$

**4** Amir has coloured part of a hundred square.

a) What fraction is represented by the coloured squares?  $\frac{50}{100}$

b) Write this fraction in a different way.  $\frac{1000}{2000}$

c) Write the fraction as a decimal.  $0.5$

